

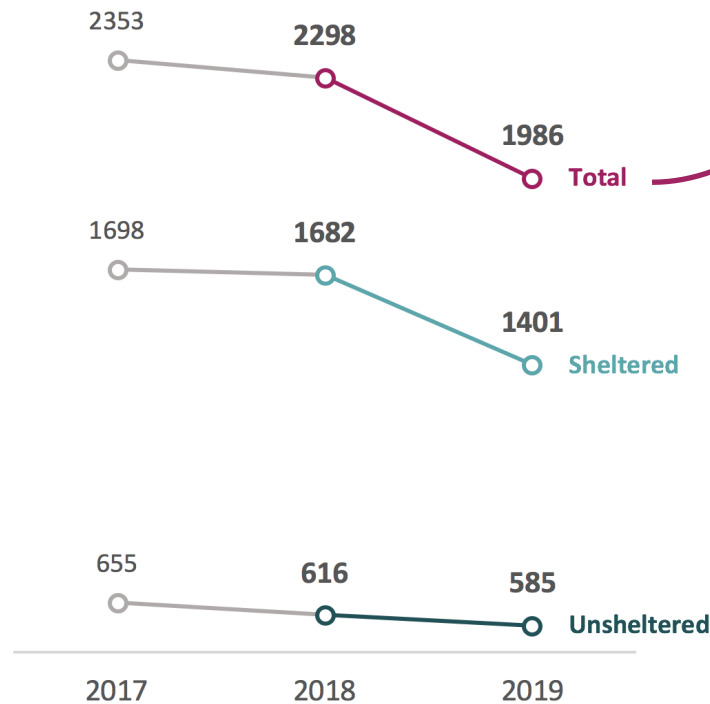
# Nashville-Davidson County Continuum of Care 2019 Point-in-Time Count

## Nashville-Davidson County's Point-in-Time Count

**decreased by 14%** from **2018** to **2019**.

Most of the decrease was accounted for by a **17% decrease** in the **sheltered count**. The **unsheltered count** decreased by **5%**.

**That's a decrease of  
312 people.**



The Point-in-Time (PIT) Count is an annual, one-night count of people experiencing **literal homelessness**, as defined by the Department of Housing & Urban Development (HUD). This includes:

- Persons in **unsheltered** situations (e.g., staying on the street, encampments, in cars, etc.) and
- Persons in emergency shelter, transitional housing, and Safe Haven beds that are dedicated to serving persons experiencing homelessness (**sheltered**)

This year, we conducted the PIT Count on the night of January 22<sup>nd</sup>, into the morning of January 23<sup>rd</sup>.

## Target Populations

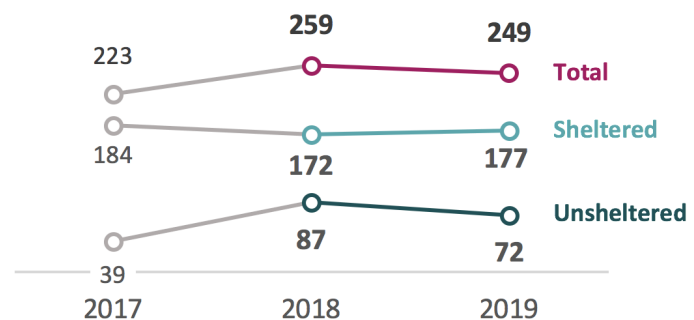
**Target populations** are high-priority subpopulations identified by HUD. Our community engages in multiple targeted interventions for each subpopulation.

People may be part of **more than one** target population (e.g., a veteran experiencing chronic homelessness).

The **unsheltered** numbers in each target population are based on **extrapolation from surveys** conducted on the night of the PIT Count. We surveyed **40%** of the unsheltered population.

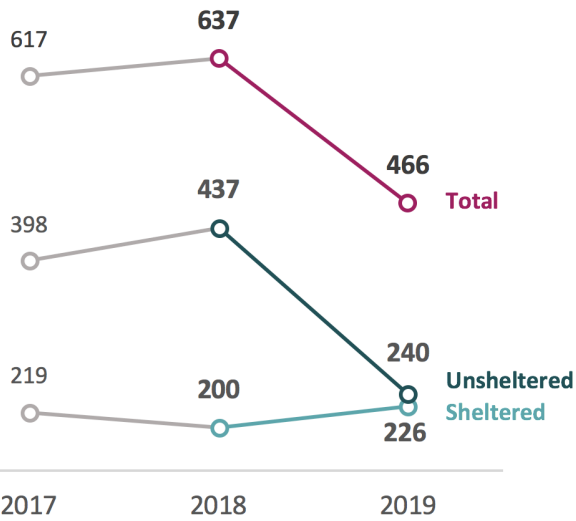
### Target Population 1: Veterans

There was a **4% decrease** in the number of **veterans** identified from **2018** to **2019**.



## Target Population 2: Chronic Homelessness

There was a **27% decrease** in the number of people experiencing **chronic homelessness** from **2018 to 2019**.

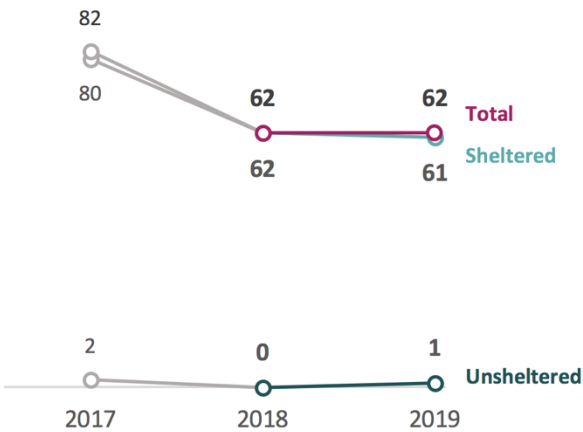


Chronic homelessness is a specific category of homelessness defined by HUD.

In addition to experiencing **prolonged or repeated episodes of homelessness**, people experiencing chronic homelessness have a **disabling condition** (e.g., chronic health condition, mental illness, etc.) that makes it hard for them to live independently.

## Target Populations 3 & 4: Families and Unaccompanied Young Adults

There was **no change** in the number of **families with minor children** identified from **2018 to 2019**.



There was an **11% decrease** in the number of **unaccompanied young adults** (ages 18-24) identified from **2018 to 2019**.

